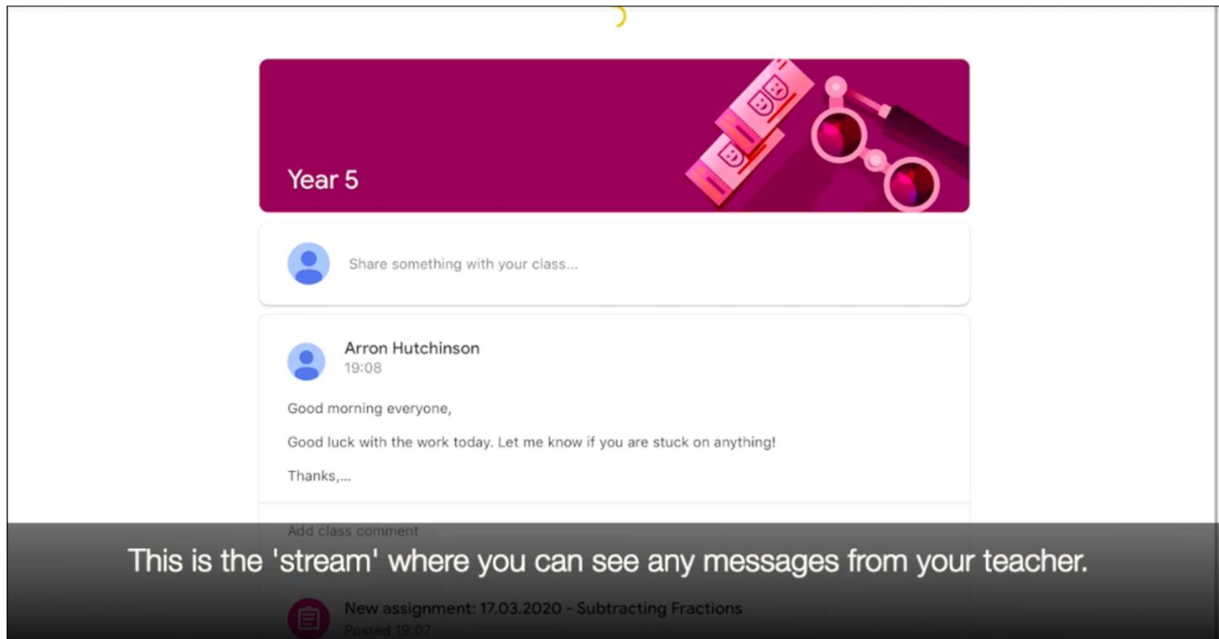


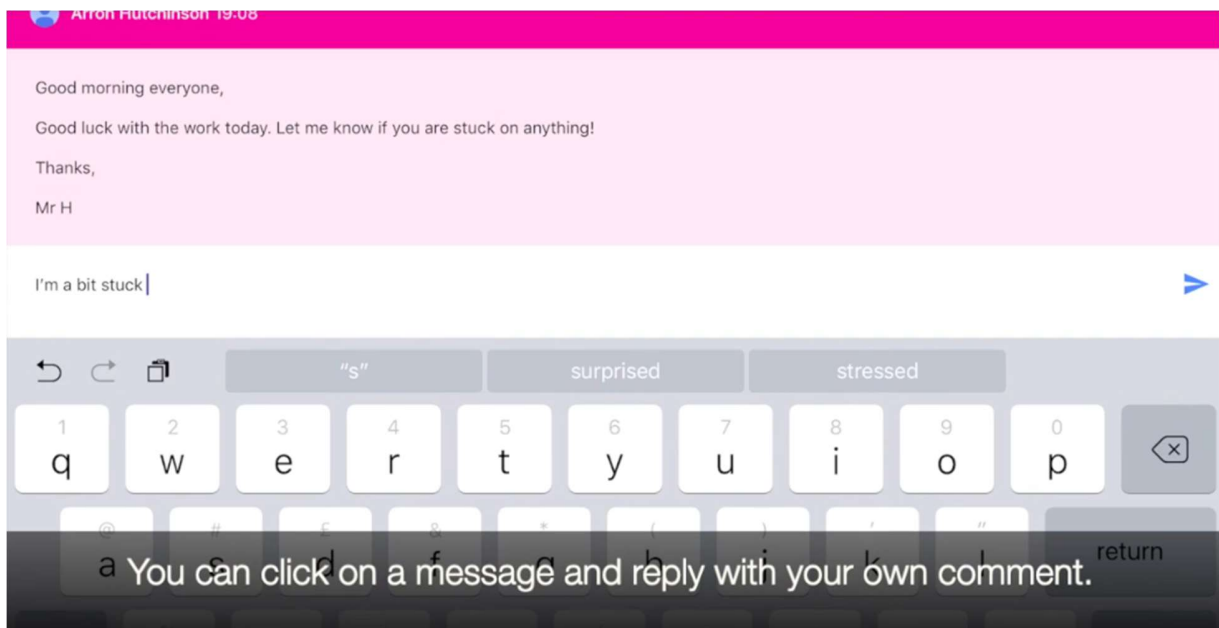
Google Classroom Parent and Pupil Guide

Please check your class page on the website for an accompanying video.

Your Class Stream

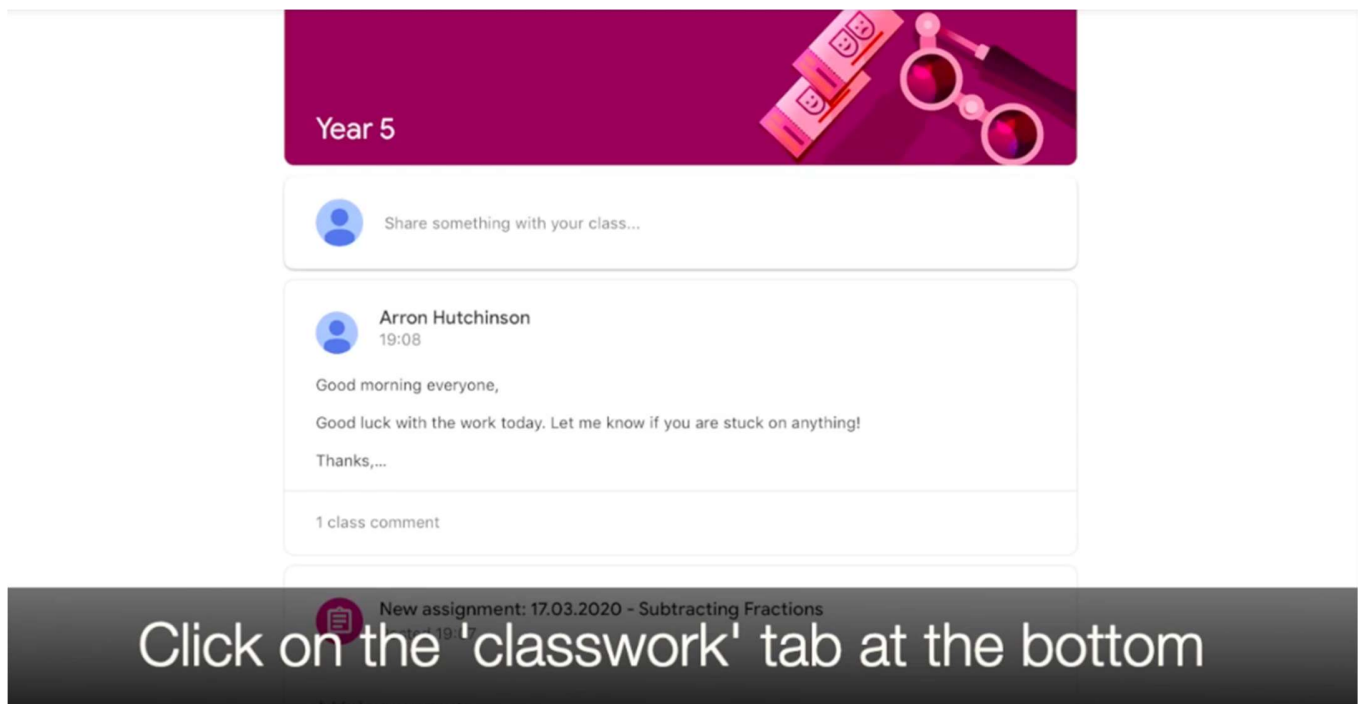


The screenshot shows a Google Classroom interface for a class named "Year 5". At the top, there is a purple header with the text "Year 5" and an image of a pencil and a magnifying glass. Below the header is a white box with a blue person icon and the text "Share something with your class...". Underneath that is a message from "Arron Hutchinson" at "19:08". The message reads: "Good morning everyone, Good luck with the work today. Let me know if you are stuck on anything! Thanks,...". Below the message is a grey button that says "Add class comment". At the bottom of the stream, there is a dark grey banner with white text that says "This is the 'stream' where you can see any messages from your teacher." Below the banner is a notification for a "New assignment: 17.03.2020 - Subtracting Fractions" posted on 19.07.



The screenshot shows a mobile device interface for replying to a message in Google Classroom. At the top, there is a pink header with the text "Arron Hutchinson 19:08". Below the header is a white box with the text: "Good morning everyone, Good luck with the work today. Let me know if you are stuck on anything! Thanks, Mr H". Below the message is a text input field with the text "I'm a bit stuck|" and a blue arrow button to the right. Below the input field is a keyboard with a grey background and white keys. The keyboard has a search bar at the top with the text "s", "surprised", and "stressed". The keyboard has a row of keys with the letters q, w, e, r, t, y, u, i, o, p. Below the keyboard is a dark grey banner with white text that says "You can click on a message and reply with your own comment." Below the banner is a "return" key.

Checking your assignments




The screenshot shows a 'Year 5' class page. At the top, there is a purple header with the text 'Year 5' and an image of a calculator and glasses. Below the header, there is a white box with a blue person icon and the text 'Share something with your class...'. Below that, there is a message from 'Arron Hutchinson' at '19:08' that says: 'Good morning everyone, Good luck with the work today. Let me know if you are stuck on anything! Thanks,...'. Below the message, it says '1 class comment'. At the bottom of the screenshot, there is a dark grey banner with a white icon of a document and the text 'New assignment: 17.03.2020 - Subtracting Fractions'. Overlaid on this banner is the text 'Click on the 'classwork' tab at the bottom'.

Writing

-  16.03.2020 - Diary Entries
No due date

Maths

-  17.03.2020 - Subtracting Fractions
No due date

Here you can see the assignments you have for your different subjects.

17.03.2020 - Subtracting Fractions

100 points

 Add class comment


Here are today's questions and videos. Please take a photo of your work and upload it when you are done. Good luck.

 Journaling

Your work

ASSIGNED

No work attached

 Add attachment

Click on an assignment to see your instructions

Can I add and subtract fractions? 17/03/2020

Use your preferred method to calculate:

$$\frac{5}{8} - \frac{1}{8}$$

$$\frac{9}{7} - \frac{4}{7}$$

$$\frac{5}{3} - \frac{5}{3}$$

Your teacher will have attached your questions or any videos and websites that could help you

Uploading Your Work

17.03.2020 - Subtracting Fractions

100 points

 Add class comment

Here are today's questions and videos. Please take a photo of your work and upload it when you are done. Good luck.

 Journaling

Your work

ASSIGNED

No work attached

 Add attachment

Click on 'add attachment'

17.03.2020 - Subtracting Fractions

100 points


 Drive

 Link

 File

 Pick photo

 Use camera

 Upload any work you have done on your ipad by clicking on 'drive' or 'file'.


This depends on what app you use to complete your work.

17.03.2020 - Subtracting Fractions

100 points

 Add class comment

Here are today's questions and videos. Please take a photo of your work and upload it when you are done. Good luck.

 Journaling

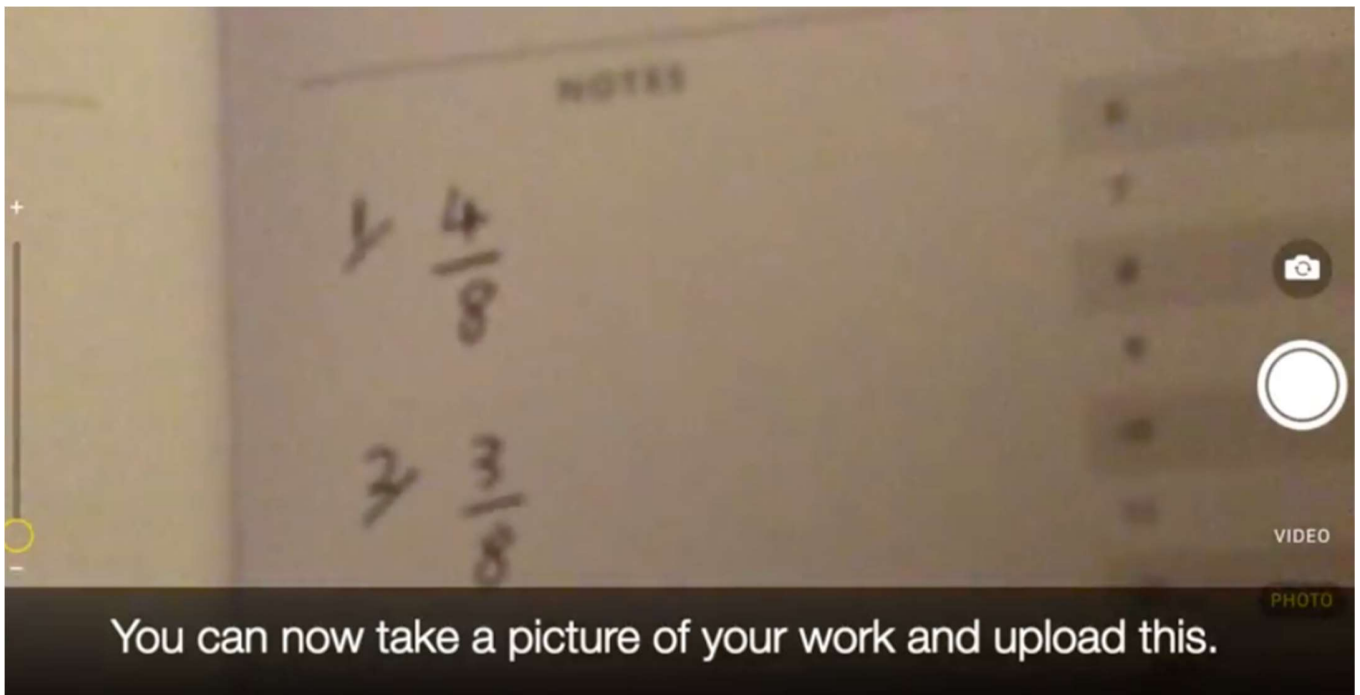
 Drive

 Link

 File

If you have worked in your book, click on 'use camera'

 Pick photo



You can now take a picture of your work and upload this.

17.03.2020 - Subtracting Fractions

100 points

Add class comment

Here are today's questions and videos. Please take a photo of your work and upload it when you are done. Good luck.

Journaling

Your work

17.03.2020 - Subtracting Fractions (17 Mar 2020)

ASSIGNED

+ Add attachment

Hand in your work?

1 attachment will be submitted

CANCEL HAND IN

Click on 'hand in' to submit your work.

Receiving Feedback

100 points

 Add class comment

Here are today's questions and videos. Please take a photo of your work and upload it when you are done. Good luck.

 Journaling

Your work


HANDED IN

 17.03.2020 - Subtracting Fractions (17 Mar 2020 at 19-15).png

UNSUBMIT

Private comment Your teacher can leave you a comment which you can see here.

Private comments

 Arron Hutchinson
Well done, Joe! Just have another look at number two.
19:17

Ok. I see what I did |

